

The next generation Digital Burette!

 **dijkstra
vereenigde**

Postbus 2151 Pascallaan 9
8203 AD Lelystad 8218 NJ Lelystad
Tel: 0320-266171 Fax: 0320-257354
email: laboratorium@dijkstra.net
www.dijkstra.net


BRAND

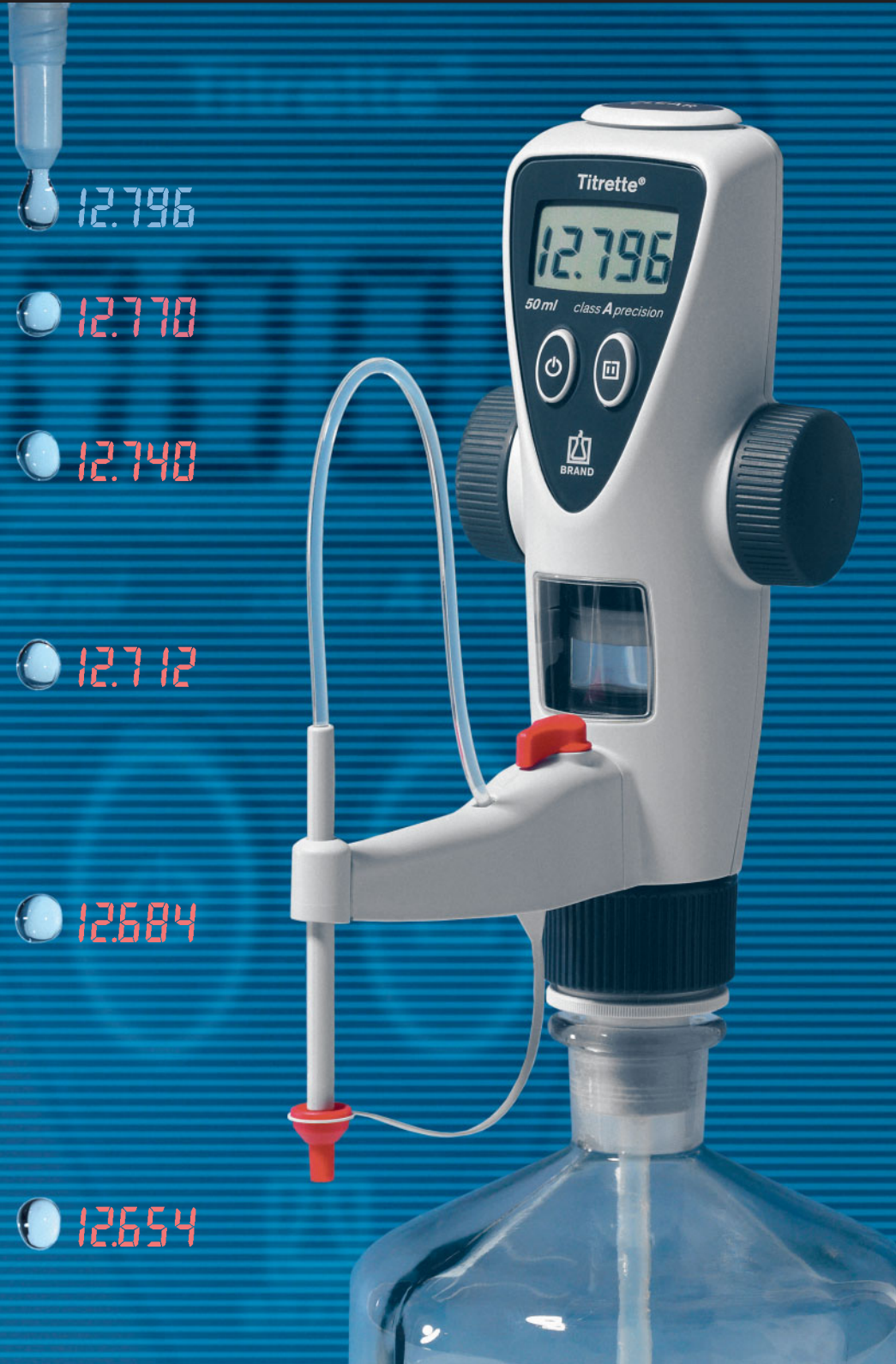
Titrette®

class A precision

F I R S T C L A S S · B R A N D

With the Titrette® bottle-top burette, you can titrate quickly and reliably with highest precision, even in close quarters, with no power hookup needed – in the lab, in production, or in the field!

- **High accuracy**
Precise titration within the error limits of Class A
- **Smooth, low-force operation**
For sensitive, drop-wise titration
- **Compact design**
Light and stable
- **Easy handling**
No switching between 'fill' and 'titrate'
- **Simple maintenance**
Cleaning and part replacement right in the lab
- **PC interface (optional)**
Data transmission directly to the PC

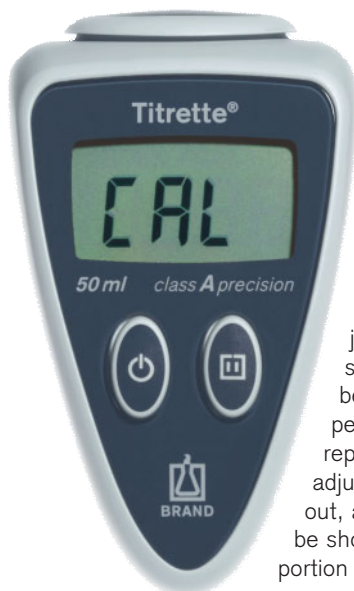


A closer look

The control elements of the Titrette® bottle-top burette have an intuitive layout. Separate buttons for On/Off and Pause; Clear button allows user to reset the display and select functions. Easy-grip hand wheel action and smooth precision gears for fast or drop-wise titration make handling extremely simple and reliable.

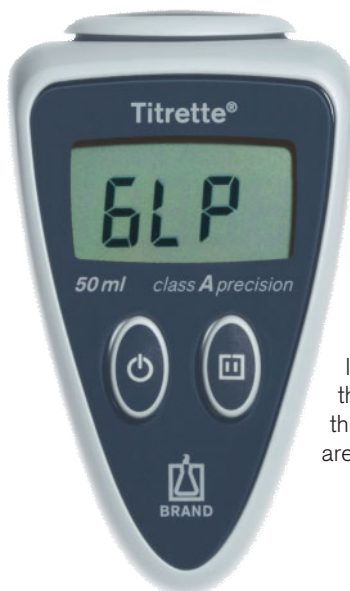


Four additional helpful electronic functions make your work easier. Hold down the CLEAR button to select the desired function:



Adjustment with Easy Calibration

With Easy Calibration technology, you can easily make calibration adjustments of the instrument 'at the push of a button'. No tools needed! An adjustment may be necessary if the instrument has been in use for a longer period or if parts are replaced. To show that an adjustment has been carried out, a small 'CAL' icon will be shown in the upper portion of the display.

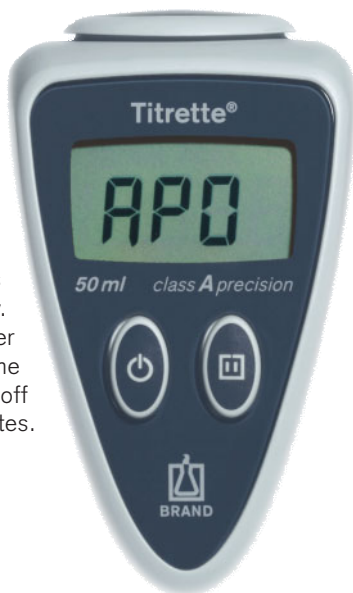


Calibration schedule

To save a date for the next calibration, simply store it under 'GLP'. The date can be called up each time the instrument is turned on. Hold the on/off button down for a little longer, and the letters "GLP," along with the month and year of the calibration date, are shown.


Save power with Auto Power Off

The instrument switches off automatically after longer periods of inactivity. The current display value is stored, and returned to the display after the power is switched on again manually. Under "APO" (Auto Power Off), you can set the time until automatic power-off from 1 to 30 minutes.



Changing decimal place settings

For use as a microburette, you can switch the titrated volume display from 2 to 3 decimal places under 'dP' (decimal point). Above 20.00 ml, the display automatically switches to 2 decimal places.



Easy Handling

With the Titrette® bottle-top burette, you can titrate drop-wise with great sensitivity. No switching needed between filling and titrating! The instrument is light-weight, compact, and can be dismantled for cleaning and maintenance in the lab. Easy handling!

Smooth operation!

The large, easy-grip hand wheels are conveniently easy to turn. With the optimized gear ratio, you can fill the device quickly and titrate drop-wise with great sensitivity.



Class A precision!

The Titrette® bottle-top burette has an innovative new measuring system which matches the Class A accuracy of glass burettes and, if needed, can offer the precision of 3 decimal places below 20 ml. This is an important feature for users who need to work within the Class A error limits of glass burettes according to DIN EN ISO 385 (e.g., in pharmaceutical work).



No switching needed!

To change between filling and titration, no switching is needed. The instrument automatically detects whether you are filling or titrating by the direction of hand wheel rotation greatly reducing the risk of handling errors. Pressing the Pause button allows you to interrupt the titration if priming was incomplete. Simply push the button again to resume titration.



Easy Handling



User serviceable!

We have designed the instrument to be disassembled quickly and easily – in a matter of minutes – for cleaning, to replace the piston/cylinder, or to replace the batteries. Now you can carry out maintenance conveniently and easily in the lab, and in a few minutes the instrument is ready to go again!

Light protection!

For protection of light-sensitive media, you can replace the clear inspection windows with the amber colored windows (included). It's quick and easy, because the windows just clip into place.

Light-weight and compact!

All components move within the housing, reducing headroom requirements. The compact design and the light weight ensure good stability. The titrating tube can be adjusted horizontally and vertically. This provides flexibility when positioning the instrument, e.g., when using a magnetic stirrer or different bottle sizes.



Technical data

Comparison of error limits

Volume ml	Partial volume ml	Titrette® bottle-top burette				Bottle-top burettes acc. to DIN EN ISO 8655-3				Glass burettes Class A acc. to DIN EN ISO 385
		A* ≤± %	μl	CV* ≤ %	μl	A* ≤± %	μl	CV* ≤ %	μl	EL** ± μl
25	25	0.07	18	0.025	6	0.2	50	0.1	25	30
	12.5	0.14	18	0.05	6	0.4	50	0.2	25	30
	2.5	0.70	18	0.25	6	2	50	1	25	30
50	50	0.06	30	0.02	10	0.2	100	0.1	50	50
	25	0.12	30	0.04	10	0.4	100	0.2	50	50
	5	0.60	30	0.20	10	2	100	1	50	50

* Error limits related to the nominal capacity (= maximum volume) indicated on the instrument, obtained when instrument and distilled water are equilibrated at ambient temperature (20 °C/68 °F) and with smooth operation.

** Error limit: $EL = A + 2CV$

(A = accuracy, CV = coefficient of variation, EL = error limit)

The maximum resolution of the display:

25 ml instrument: 0.001 ml, above 20 ml titration volume 0.01 ml;

50 ml instrument: 0.002 ml, above 20 ml titration volume 0.01 ml.

Note:

If you need an official certification which confirms the error limits that are much stricter than those of DIN EN ISO 8655-3, we recommend a calibration certificate from an accredited calibration laboratory (e.g., the DKD laboratory at BRAND).

Material and reagents

The instrument can be used for the following titration media (maximum concentration 1 mol/l):

Acetic acid	Oxalic acid solution	Sodium arsenite solution
Alcoholic potassium hydroxide solution	Perchloric acid	Sodium carbonate solution
Ammonium iron (II) sulfate solution	Perchloric acid in glacial acetic acid	Sodium chloride solution
Ammonium thiocyanate solution	Potassium bromate solution	Sodium hydroxide solution
Barium chloride solution	Potassium bromate bromide solution	Sodium nitrite solution
Bromide bromate solution	Potassium dichromate solution	Sodium thiosulfate solution
Cerium (IV) sulfate solution	Potassium hydroxide solution	Sulfuric acid
EDTA solution	Potassium iodate solution	Tetra-n-butylammonium hydroxide solution
Hydrochloric acid	Potassium permanganate solution	Triethanolamine in Acetone
Hydrochloric acid in Acetone	Potassium thiocyanate solution	Zinc sulfate solution
Iodine solution	Silver nitrate solution	
Nitric acid		

When the instrument is properly handled, dispensed liquid will only come into contact with the following chemically resistant materials: borosilicate glass, Al_2O_3 , ETFE, PFA, FEP, PTFE, platinum-iridium; PP (screw cap).

Limitations of use

Chlorinated and fluorinated hydrocarbons or chemical combinations which form deposits may make the piston difficult to move or may cause jamming.

Compatibility of the instrument for a special application (e.g., trace material analysis) must be checked by the user. For additional information, please contact the manufacturer.

The instrument is not autoclavable!

Operating limits

This instrument is designed for titrating liquids, observing the following physical limits:

- +15 °C to +40 °C (59 °F to 104 °F) of instrument and reagent
- Vapor pressure up to 500 mbar
- Viscosity up to 500 mm²/s
- Altitude: maximum 3000 m above sea level
- Relative humidity: 20% to 90%

12.796

Ordering information



Titrette®

Items supplied:

Titrette® bottle-top burette, conformity certified, performance certificate, telescoping filling tube (170 - 330 mm), recirculation tube, 2 batteries (AAA/UM4/LR03), 3 PP bottle adapters (GL 45/32, GL 45/S 40, GL 32/NS 29/32), 2 colored light shield inspection windows, operating manual.

	Standard	with RS 232 interface*
Volume	Cat. No.	Cat. No.
25 ml	4760 151	4760 251
50 ml	4760 161	4760 261

Note:

When ordering devices with DKD certificates, the prefix "DKD" must be added to the order number, e.g., DKD 4760 161.

* Additionally included:

connector cable (Sub-D plug connector, 9-pin), one CD (driver software and open RS232 communication protocol). The CD also includes an example application in XLS-file format, as well as a special operating manual.

Storage conditions

Store the instrument and accessories at dry conditions.

Storage temperature: -20 °C to +50 °C

Relative air humidity: 5% to 95%

PC interface (optional)

The instrument is available with an optional RS 232 communications interface.

Advantages compared to the standard configuration:

- The titration results are automatically transmitted to the PC by double-clicking on the CLEAR key. This eliminates transcription errors while recording primary data, and complies with an important requirement of GLP.
- With each data transfer, the burette sends the titrated volume, the serial number of the instrument, the nominal volume and the adjustment value, as well as the next scheduled calibration date. Thus, all raw data is collected.

The transmitted data is recognized as keyboard inputs by the PC. This universal input format ensures that the instrument is compatible with all PC applications that accept keyboard inputs.

To connect the instrument to a USB interface, simply use a standard USB/RS 232 adapter.



	Titr. Volume	Date
1	20,01	14.08.2008
2	20,00	14.08.2008
3	20,01	14.08.2008
4	20,01	14.08.2008


Accessories · Spare parts



Titration tube

with screw cap and integrated discharge and recirculation valve.
Pack of 1.

Cat. No. 7075 26



Telescoping filling tube

FEP.
Pack of 1.

170 - 330 mm

Cat. No. 7042 04

250 - 480 mm

Cat. No. 7042 05



Filling valve

with olive-shaped nozzle and sealing ring.
Pack of 1.

Cat. No. 6636



Inspection window

1 set colorless and 1 set amber colored (light shield).

Cat. No. 6783



Piston

Pack of 1.

for vol. 25 ml

Cat. No. 7075 30

for vol. 50 ml

Cat. No. 7075 32



Dispensing cylinder with valve block

Pack of 1.

for vol. 25 ml

Cat. No. 7075 34

for vol. 50 ml

Cat. No. 7075 36



For laboratory bottles, and an assortment of adapters, please visit www.brand.de.

Titrette® and BRAND® are trademarks of BRAND GMBH + CO KG, Germany.

Our technical literature is intended to inform and advise our customers. However, the validity of general empirical values, and of results obtained under test conditions, for specific applications depends on many factors beyond our control. Please appreciate, therefore, that no claims can be derived from our advice. The user is responsible for checking the appropriateness of the product for any particular application.

Subject to technical modification without notice. Errors excepted.

**dijkstra
vereenigde**

Postbus 2151 Pascallaan 9
8203 AD Lelystad 8218 NJ Lelystad
Tel: 0320-266171 Fax: 0320-257354
email: laboratorium@dijkstra.net
www.dijkstra.net


BRAND®